


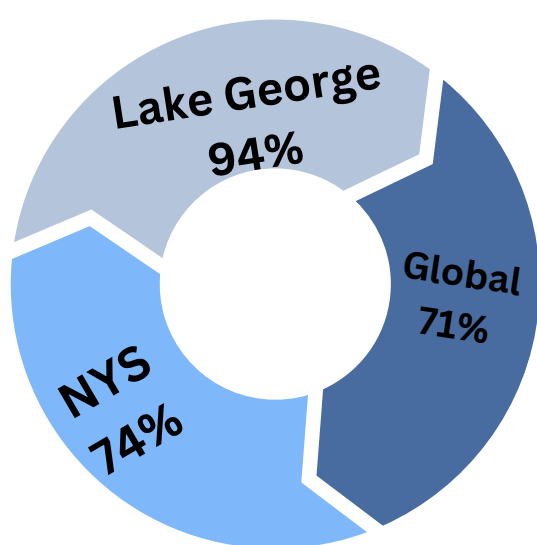


2024-2025 ASSESSMENT DATA

1 Advanced Placement Results

Lake George Students outperformed the statewide and global averages by a significant margin.

- 81 out of 86 of Lake George High School Students scored a 3 or higher on the AP Exam on the Spring 2025 Exams

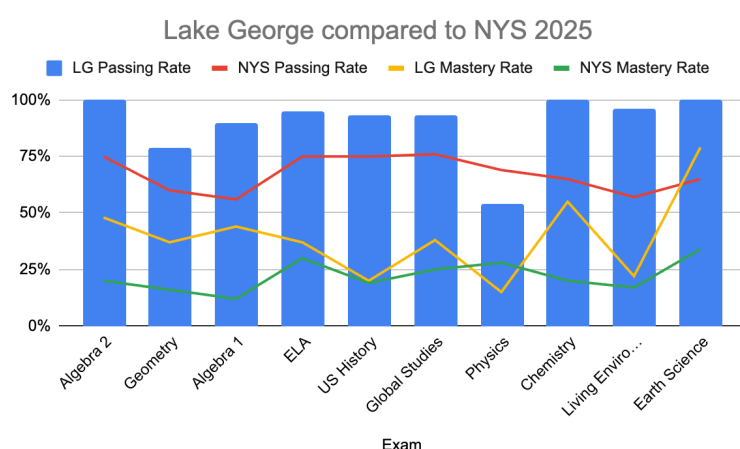


2 Advanced Placement Participation

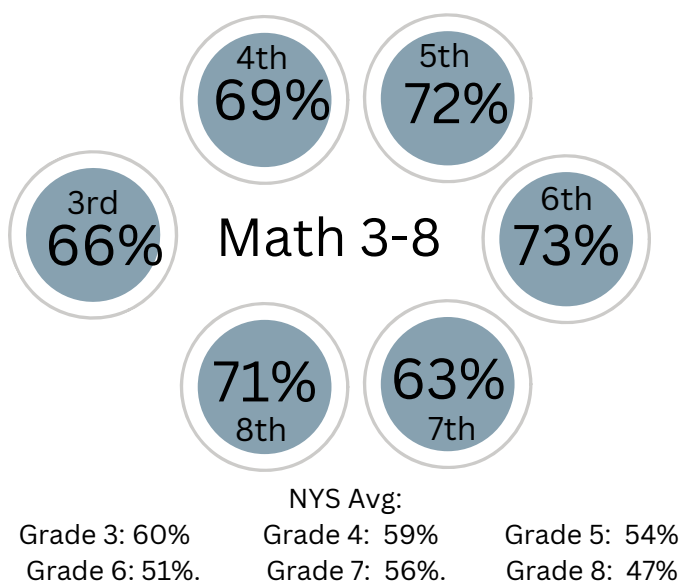
24 out of 57, or 42%, students in the Class of 2025 have completed at least 1 AP Course.

3 NYS Regents Examinations

Regents examinations are known for their rigor and are an important measure of student achievement. Lake George demonstrates performing at a significantly higher level than NYS. This demonstrates a commitment to excellence in education and a strong academic foundation for its students. This achievement highlights the effectiveness of the educational programs and support systems in place at Lake George.



NYS Math 3-8 Proficiency



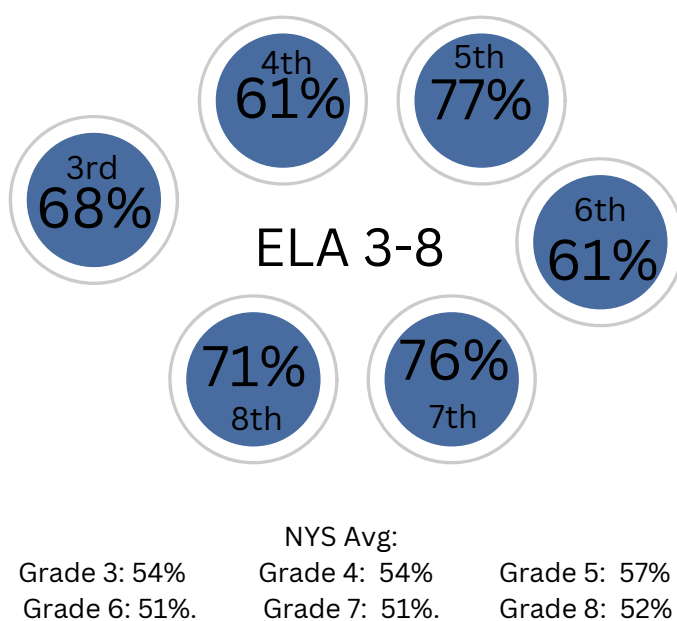
4 NYS 3-8 Math Assessments

Lake George student performance on Grade 3-8 math state exam continue to be among the highest in the area. These exams play a crucial role in assessing students' mastery of learning standards and guiding classroom instruction effectively. They provide valuable insights into students' strengths and areas where they may need additional support.

5 NYS 3-8 ELA Assessment

These exams indeed serve as critical tools for assessing students' achievement and guiding instructional practices to address any areas of weakness. By consistently achieving high results on these exams, Lake George demonstrates its commitment to providing students with a quality education and the support they need to succeed academically.

NYS ELA 3-8 Proficiency





2024 - 2025

ACCOUNTABILITY MEASURES & RECOGNITIONS

1 Attendance Accountability Measure

A low rate of chronic absenteeism at Lake George compared to the state indicates a strong emphasis on promoting regular attendance and creating a positive school environment conducive to learning.



LGES Chronic Absenteeism Rate
8.6%

LGHS Chronic Absenteeism Rate
17.5%

NYS Elementary Chronic Absenteeism Rate
24.6%

NYS High School Chronic Absenteeism Rate
31.3%



2 Graduation Rate

2024 Lake George Graduation Rate
97%

2024 Lake George Advanced Regents
58%

2024 NYS Graduation Rate
85%

2024 NYS Advanced Regents
31%

3 LGES Recognitions

- 67th in NYS in ELA 3-8 Testing
- 103rd in NYS in Math 3-8 Testing
- US News and World Report 495 out of 3,800
- Leader in Me Recognition School



4 LGHS Recognitions

- US News Ranking #1 in Glens Falls Metro Area out of 19 area schools
- US News Ranking #105 out of 1,367 in New York State
- US News Ranking #1,066 out of 17,680 nationwide

5 Extra-Curricular Recognitions

- VEX Robotics - World Qualifier
- Quiz Bowl - National Qualifier
- NYSPHSAA State Participants (5 individuals)
- NYSPHSAA Scholar Athlete Teams (20 teams)

